

Help Line

Australia	+ 1-800-33-11-77
Canada	+ 1-800-665-4339
México	+ 1-800-234-1185
United States	+ 1-800-955-0959

Fellowes

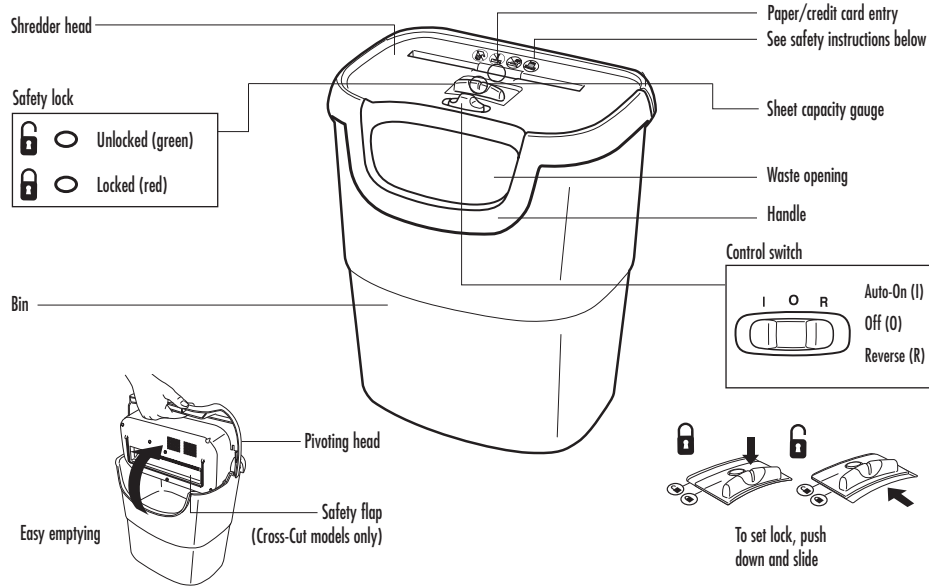
Australia	+ 61-3-8336-9700
Benelux	+ 31-(0)-76-523-2090
Canada	+ 1-905-475-6320
Deutschland	+ 49-(0)-5131-49770
France	+ 33-(0)-1-30-06-86-80
Italia	+ 39-071-730041
Japan	+ 81-(0)-3-5496-2401
Korea	+ 82-(0)-2-3462-2884
Malaysia	+ 60-(0)-35122-1231
Polska	+ 48-(22)-771-47-40
Spain	+ 34-91-748-05-01
Singapore	+ 65-6221-3811
United Kingdom	+ 44-(0)-1302-836836
United States	+ 1-630-893-1600

www.fellowes.com



P-40/P-45C

Please read these instructions before use.



CAPABILITIES

Will shred: Paper, credit cards and staples
Will not shred: Continuous forms, adhesive labels, transparencies, newspaper, cardboard, paper clips, laminates or plastic other than noted above
Paper shred size:
 Strip-Cut..... 1/4" (6.3mm)
 Confetti-Cut..... 5/32" x 2" (3.9 x 50mm)

Maximum:
 Sheets per pass (Strip-Cut P-40)..... 8*
 Sheets per pass (Confetti-Cut P-45C)..... 6*
 Cards per pass..... 1
 Paper width..... 9"/229mm
 Continuous operation..... 5-7 minutes
 *20lb., 8.5"x11" paper at 120v, 60Hz, 2.0 Amps; heavier paper, humidity or other than rated voltage may reduce capacity.

IMPORTANT SAFETY INSTRUCTIONS — Read Before Using!

WARNING

- Keep away from children and pets. Always unplug or set safety lock when not in use.
- Keep foreign objects — gloves, jewelry, clothing, hair, etc.— away from shredder openings. If object enters top opening, switch to Reverse (R) to back out object.
- Never use aerosol, petroleum-based or other flammable products on or near shredder. Do not use canned air on shredder.
- Do not use if damaged or defective. Do not open shredder head. Do not place near or over heat or water source.
- 6 sheets per pass to avoid jams

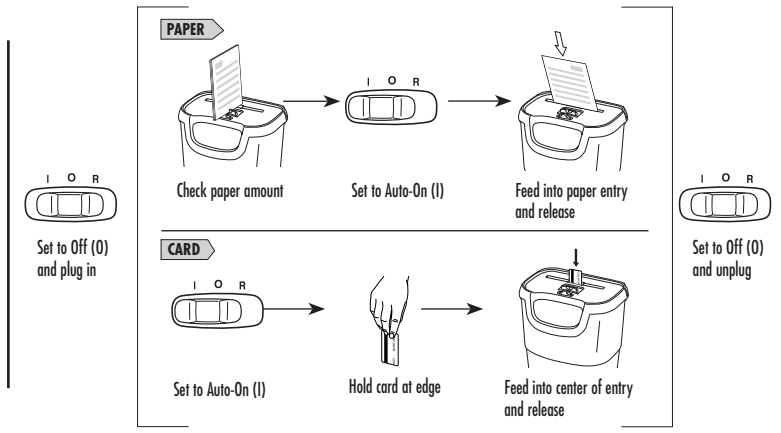
CAUTION

- Avoid touching exposed blades under Confetti-Cut shredder head.
- The socket-outlet shall be installed near the equipment and shall be easily accessible.

OPERATION

Insert waste bag (Fellowes #36052) for easy disposal.

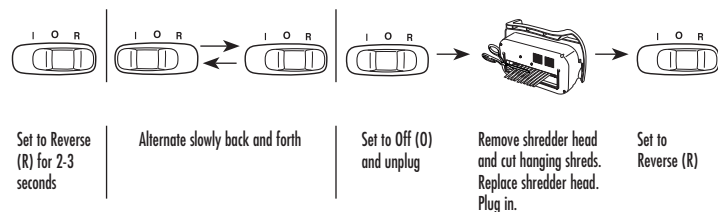
Continuous operation:
 5-7 minute maximum
NOTE: Shredder runs briefly after each pass to clear entry. Continuous operation beyond 5-7 minutes will trigger 20-minute cool down period.



Safety Lock prevents accidental operation. To set, wait for shredding to stop, push black button down and slide until you see red. To unlock push black button down and slide until you see green. For greater safety, always unplug shredder after use.

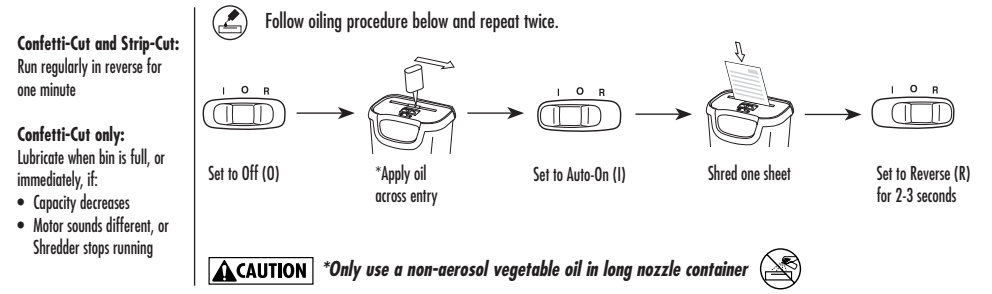
TROUBLESHOOTING

Paper jam: Set to Off (O), remove shredder head and empty bin. Replace shredder head, and follow any or all of the below procedures.



Shredder doesn't start:
 Make sure head is on basket correctly
 Wait 20 minutes for motor to cool down
 Remove and empty basket
 Make sure safety lock is in unlock (green) position

MAINTENANCE



WARRANTY

LIMITED WARRANTY Fellowes, Inc. ("Fellowes") warrants the cutting blades of the machine to be free from defects in material and workmanship for 3 years from the date of purchase by the original consumer. Fellowes warrants all other parts of the machine to be free from defects in material and workmanship for 1 year from the date of purchase by the original consumer. If any part is found to be defective during the warranty period, your sole and exclusive remedy will be repair or replacement, at Fellowes' option and expense, of the defective part. This warranty does not apply in cases of abuse, mishandling, or unauthorized repair. ANY IMPLIED WARRANTY, INCLUDING THAT OF MERCHANTABILITY OR FITNESS FOR A PARTICULAR PURPOSE, IS HEREBY LIMITED IN DURATION TO THE APPROPRIATE WARRANTY PERIOD SET FORTH ABOVE. In no event shall Fellowes be liable for any consequential or incidental damages attributable to this product. This warranty gives you specific legal rights. The duration, terms, and conditions of this warranty are valid worldwide, except where different limitations, restrictions, or conditions may be required by local law. For more details or to obtain service under this warranty, please contact us or your dealer.