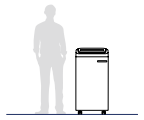


KOBRA 310 TS HD HS-6

PROFESSIONAL HIGH SECURITY TOUCH SCREEN SHREDDER - HEAVY DUTY, CENTRALIZED USE

Manufacturer: ELCOMAN srl
Brand: KOBRA
Model: KOBRA 310 TS HD HS-6
Article Code: 99.907
EAN Code: 8 026064 999076



Throat width:	310 mm
Shred size:	0,8 x 5 mm cross cut
Security level ISO/IEC 21964 (DIN 66399):	P-7 F-3
Paper capacity*:	12 sheets (A4 70gr) / 10 sheets (A4 80gr)
Shreddable materials:	Paper, Film
Waste bag volume:	150 litres
Speed:	0,1 m/sec
Noise level:	60 dB(A)
Voltage:	230 Volt
Power:	2600 Watt
Dimensions (WxDxH):	53 x 43 x 107 cm
Net weight:	92 Kg

Datasheet n.124 rev.2


* Capacity varies on supply power, weight, quality and grain of paper, operating temperature and blade lubrication



MAIN FEATURES


High security shredder suitable to shred "Classified" and "Top Secret" documents. Touch screen shredder, all controls are activated by simply touching the panel. Equipped with powerful 24-hour continuous duty motor without overheating and duty cycles, carbon hardened cutting knives. Kobra 310 TS HD HS-6 can shred a sheet of paper in about 20.000 microchips which become absolutely unreadable even if special electronic optical microscopes are used. Energy Smart System and automatic disconnection from the mains for maximum power saving, EPC System displays real-time shredding load and helps the operator to optimize shredding efficiency. Kobra 310 TS line shredders can shred transparent material too: keep your finger for 5 seconds on the Forward control and the machine works continuously for 30 seconds.

- **Super Potential Power Unit:** heavy duty chain drive system with steel gears
- **Continuous duty shredding:** 24 hour continuous duty motor without overheating and duty cycles
- **Carbon hardened steel cutting knives**
- **EPC Electronic Power Control:** shows the shredding load required to optimize shredding without jams
- **Integrated Automatic Oiling System** to lubricate the cutting knives
- **Energy Smart System:** the machine goes into power saving stand-by mode after just 8 seconds of non-operation
- **Automatic disconnection** from the mains after 4 hours of non-operation, no need to switch off the shredder
- **Touch Screen Panel** with LED indicators: just touch the controls to activate the machine functions
- **Automatic Start & Stop** through electronic eyes – **Safety Stop** at the door opening and/or full waste bag
- **Automatic Reverse** in case of jamming
- **150 litre high volume cabinet** mounted on casters.



EPC: ELECTRONIC POWER CONTROL

Shows the shredding load required to optimize shredding without jams.



SUPER POTENTIAL POWER SYSTEM

Heavy duty chain drive with steel gears which offer reliability and resistance to wear.



INTEGRATED AUTOMATIC OILING SYSTEM

The Automatic Oiler eliminates the need to manually lubricate the unit. It protect the blades with anti-corrosive agents and ensures maximum reliability.

OPTION



METAL DETECTION SYSTEM SHRED GUARD

The Shred Guard System stops the machine when large metal objects are accidentally inserted. An illuminated optical indicator warns the operator to remove these objects in order to protect the knives.